

PEN TYPE TIRE PRESSURE GAUGES



Model	TG1160 series
Description	Passionate type, 8 vibrant colors brass tube, 4 side plastic bar, zinc alloy head
Calibrated	5-50 Lbs or 10-100 Lbs other scales available (bar, kPa, kg/cm ² , psi)



Model	TG1161 series
Description	Deluxe type metal tube and head, 4 side plastic bar high chrome-plated head
Calibrated	5-50 Lbs or 10-100 Lbs other scales available (bar, kPa, kg/cm ² , psi)

Model	TG1162
Description	Deluxe type metal tube and head, 4 side plastic bar, straight-on head for hard to get at valve
Calibrated	5-50 Lbs or 10-100 Lbs other scales available (bar, kPa, kg/cm ² , psi)




Model	TG1191 series
Description	metal tube, 2 side plastic bar A. black plastic head B. chrome-plated plastic head
Calibrated	10-50 Lbs or 10-100 Lbs or 10-120 Lbs other scales available (bar, kPa, kg/cm ² , psi)



Model	TG1192 series
Description	metal tube, 2 side plastic bar A. black plastic head B. chrome-plated plastic head
Calibrated	10-50 Lbs or 10-100 Lbs or 10-120 Lbs other scales available (bar, kPa, kg/cm ² , psi)



Model	TG1193 series
Description	metal tube, 2 side plastic bar A. black plastic head B. chrome-plated plastic head
Calibrated	10-50 Lbs or 10-100 Lbs or 10-120 Lbs other scales available (bar, kPa, kg/cm ² , psi)




Model	TG1197
Description	metal tube, 4 side plastic bar chrome-plated plastic dual head
Calibrated	10-120 Lbs, other scales available (bar, kPa, kg/cm ² , psi)



Model	TG1120
Description	Extra low pressure type metal tube, 4 side plastic bar chrome-plated plastic head
Calibrated	1-20 Lbs, other scales available (bar, kPa, kg/cm ² , psi)




Model	TG1204
Description	Deluxe type brass tube, round metal bar zinc alloy head, black plastic cap
Calibrated	10-120 Lbs, other scales available (bar, kPa, kg/cm ² , psi)



Model	TG1207 series
Description	metal tube, 4 side plastic bar zinc alloy head
Calibrated	10-120 Lbs, other scales available (bar, kPa, kg/cm ² , psi)

Model	TG1208
Description	Deluxe type chrome-plated metal tube and head, round metal bar black plastic cap
Calibrated	0-50 Lbs or 0-100 Lbs other scales available (bar, kPa, kg/cm ² , psi)

PROFESSIONAL DUAL FOOT TYPE TIRE PRESSURE GAUGES



Model	TG1265
Description	Deluxe type metal tube with rubber and head 4 side aluminum bar, dual zinc head
Calibrated	10-114 Lbs other scales available (bar, kPa, kg/cm ² , psi)

Model	TG1268
Description	Deluxe type brass tube, steel hook, high chrome-plated finish 2 side plastic or metal bar, zinc cap head
Calibrated	10-150 Lbs other scales available (bar, kPa, kg/cm ² , psi)

Model	TG1269
Description	Deluxe type brass tube, steel hook, high chrome-plated finish 2 side plastic or metal bar, zinc cap head
Calibrated	10-150 Lbs, other scales available (bar, kPa, kg/cm ² , psi)